

300x600mm

MATT  
ELEVATION

4001





300x600mm

**GLOSSY**

**4002**





300x600mm

MATT  
ELEVATION

4003






300x600mm

MATT  
ELEVATION

4004





300x600mm

MATT  
ELEVATION

4005





300x600mm

MATT  
ELEVATION

4006





300x600mm

MATT  
ELEVATION

4007





300x600mm

MATT  
ELEVATION

4008





300x600mm

MATT  
ELEVATION

4009





300x600mm

MATT  
ELEVATION

4010







300x600mm

MATT  
ELEVATION

4011







300x600mm

MATT  
ELEVATION

4012





300x600mm

MATT  
ELEVATION

4013







300x600mm

MATT  
ELEVATION

4014







300x600mm

MATT  
ELEVATION

4015






300x600mm

MATT  
ELEVATION

4016






300x600mm

MATT  
ELEVATION

4017






300x600mm

MATT  
ELEVATION

4018





300x600mm

MATT  
ELEVATION

4019






300x600mm

MATT  
ELEVATION

4020





300x600mm

MATT  
ELEVATION

4021






300x600mm

MATT  
ELEVATION

4022





300x600mm

MATT  
ELEVATION

4023





300x600mm

MATT  
ELEVATION

4024





300x600mm

MATT  
ELEVATION

4025





300x600mm

MATT  
ELEVATION

4026

L



HL(R)



D





300x600mm

MATT  
ELEVATION

4027





300x600mm

MATT  
ELEVATION

4028





300x600mm

MATT  
ELEVATION

4029





300x600mm

MATT  
ELEVATION

4030





300x600mm

MATT  
ELEVATION

4031





300x600mm

MATT  
ELEVATION

4032





300x600mm

MATT  
ELEVATION

4033





300x600mm

MATT  
ELEVATION

4034





300x600mm

MATT  
ELEVATION

4035





300x600mm

MATT  
ELEVATION

4036






300x600mm

MATT  
ELEVATION

4037






300x600mm

MATT  
ELEVATION

4038





300x600mm

MATT  
ELEVATION

4039






300x600mm

MATT  
ELEVATION

4040






300x600mm

MATT  
ELEVATION

4041






300x600mm

MATT  
ELEVATION

4042





300x600mm

MATT  
ELEVATION

4043






300x600mm

MATT  
ELEVATION

4044






300x600mm

MATT  
ELEVATION

4045





300x600mm

MATT  
ELEVATION

4046





300x600mm

MATT  
ELEVATION

4047





300x600mm

MATT  
ELEVATION

4048





300x600mm

MATT  
ELEVATION

4049





300x600mm

MATT  
ELEVATION

4050





300x600mm

MATT  
ELEVATION

4051







300x600mm

MATT  
ELEVATION

4052





300x600mm

MATT  
ELEVATION

4053





300x600mm

MATT  
ELEVATION

4054






300x600mm

MATT  
ELEVATION

4055






300x600mm

MATT  
ELEVATION

4056






300x600mm

MATT  
ELEVATION

4057






300x600mm

MATT  
ELEVATION

4058






300x600mm

MATT  
ELEVATION

4059





300x600mm

MATT  
ELEVATION

4060






300x600mm

MATT  
ELEVATION

**4061**






300x600mm

MATT  
ELEVATION

4062






300x600mm

MATT  
ELEVATION

4063





300x600mm

MATT  
ELEVATION

4064





300x600mm

MATT  
ELEVATION

4065

